

Product description **RD30 male panel mount connector, Contacts: 4+PE, shielding is not possible, screw clamp, IP65, ESTI+, VDE**

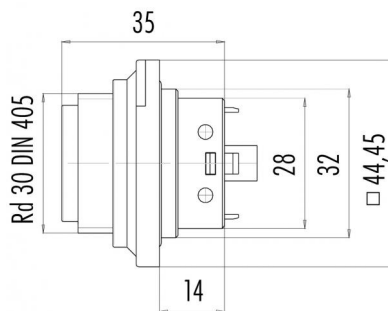
Area **RD30 series 694**

Order number **99 0711 00 05**

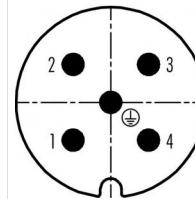
Illustration



Scale drawing

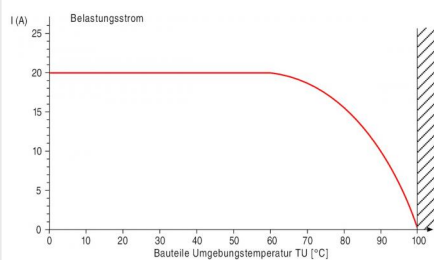


Contact arrangement (Plug-in side)



	X	Y
1	-4,77	-4,77
2	-4,77	4,77
3	4,77	4,77
4	4,77	-4,77
⊕	0,00	0,00

Derating curve



You can find the assembly instructions on the next page.

Technical data

General values

Connector design male panel mount connector
 Connector locking system screw
 Termination screw clamp
 Wire gauge (mm) 2.50 mm²
 Wire gauge (AWG) max. 14
 Upper limit temperature 100 °C
 Customs tariff number 85369010
 Packaging Unit 20

Cable data

Approval 1 ESTI+
 Approval 2 VDE

Electrical values

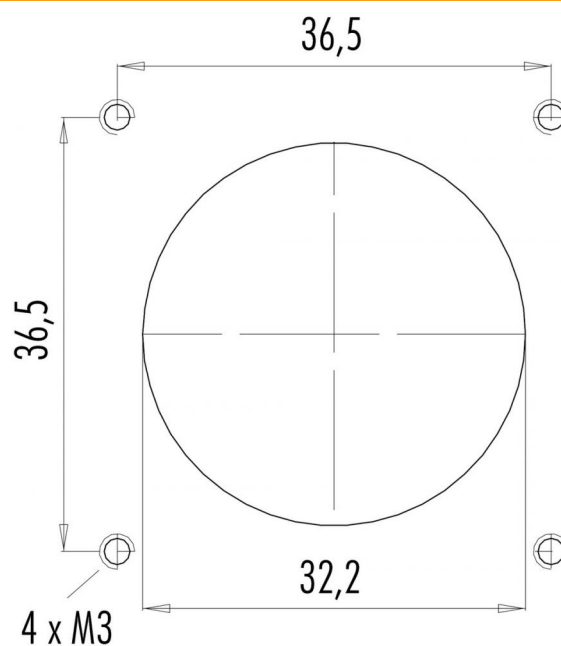
Rated current (40 °C) 20 A
 Rated voltage 400 V
 Rated impulse voltage 6000 V
 Pollution degree 3
 Overvoltage category III
 Insulating material group III
 Insulation resistance $\geq 10^{10} \Omega$
 EMC compliance shielding is not possible
 Degree of protection IP65
 Mechanical operation > 500 Mating cycles

Material

Contact material CuZn (brass)
 Contact plating Ag (silver)
 Contact body material PA (UL94 HB)
 Housing material PA
 REACH SVHC CAS 7439-92-1 (Lead)

Product description	RD30 male panel mount connector, Contacts: 4+PE, shielding is not possible, screw clamp, IP65, ESTI+, VDE
Area	RD30 series 694
Order number	99 0711 00 05

Assembly instructions / Panel cut-out



Product description	RD30 male panel mount connector, Contacts: 4+PE, shielding is not possible, screw clamp, IP65, ESTI+, VDE
Area	RD30 series 694
Order number	99 0711 00 05

Security notices

The connector must not be connected or separated under load. Non-observance and incorrect use can result in personal injury.

The connectors are designed for use in plant, control system and electrical equipment. The end user is responsible for checking whether the connectors are suitable for use in other applications.

The end user must take suitable safety measures to ensure that the connector cannot be disconnected accidentally. Connectors with degree of protection IP 67 and IP 68 are not suitable for use under water. When used outdoors, the connectors must be separately protected against corrosion. For further information about IP degrees of protection refer to 'Technical support' in the Download Centre.